



NonprofitCenter
of Northeast Florida



North Florida Beaches Indicators

**Thank you to our supporters: The Beaches Community Fund & The
Community Foundation for Northeast Florida**

**Connect.
Strengthen.
Advocate.**




NonprofitCenter
of Northeast Florida

May 20, 2025

Opening Prayer



Pastor
Jerry Sweat
Beach Church



Welcome and Meeting Kickoff



**Mayor
Christine
Hoffman**

City of Jacksonville Beach



North Florida Beaches Indicators



**Allison
Ownby**

*Nonprofit Center of
Northeast Florida*



Nonprofit Center of Northeast Florida

The Nonprofit Center **connects, strengthens** and **advocates** for a strong nonprofit community.

- 300+ Nonprofit Members
- Roadmap for Strong Nonprofits
- Monthly E-News
- Advocacy & Lobbying
- Connection to Grants
- Consulting & Coaching
- Peer Convening Groups
- Workshops & Trainings
- Job Posting
- Online Learning Lab & Toolkits
- Board Bank
- Data Projects & Local Research
- And More!

nonprofitctr.org



Nonprofit Center of Northeast Florida's Data Programs

1974-2016

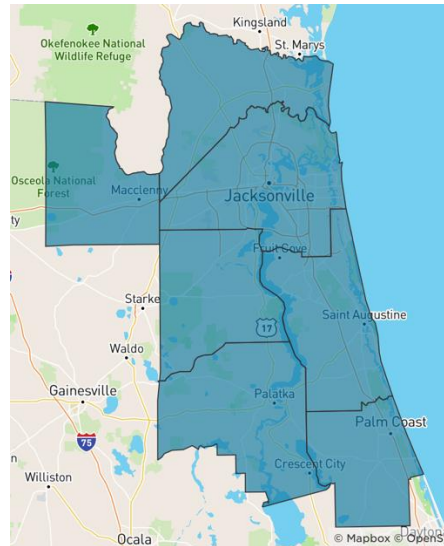
JCCI

2022-2024

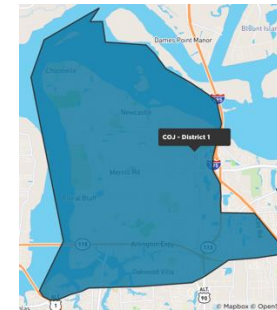
Northeast
Florida
Indicators
Project



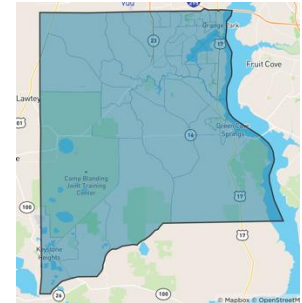
Regional for Northeast Florida



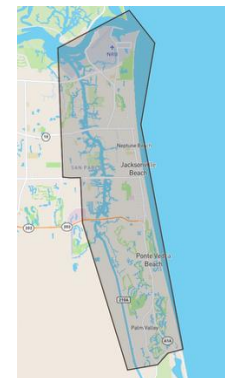
Specific Geographic Area



Jax City Council



Clay County



North Florida
Beaches

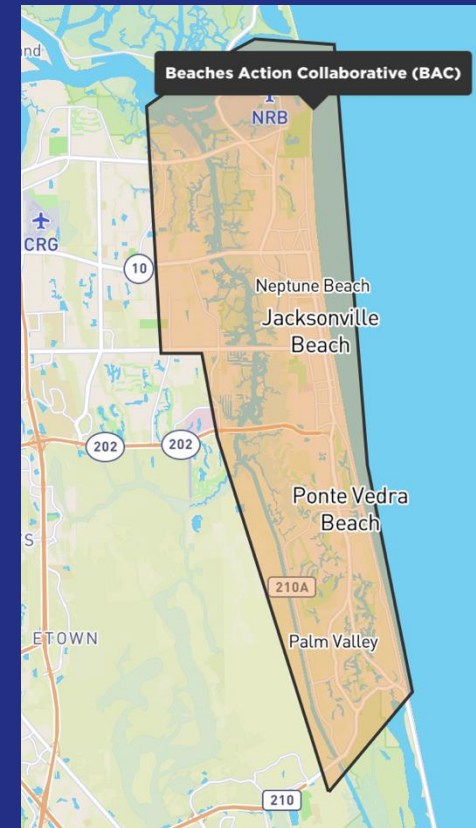


NonprofitCenter
of Northeast Florida

The North Florida Beaches Indicators is a tool designed to provide **clear, data-driven insights into the key issues affecting the Beaches region.** This resource helps **all members of the community better understand strengths and opportunities.**

North Florida Beaches

- 32227
 - 32233
 - 32266
 - 32250
- Parts of
 - 32225
 - 32224
 - 32082



North Florida Beaches Indicators

Beaches Indicators is an interactive dashboard that measures and allows us to track the wellbeing of the North Florida Beaches across six key issue areas.

→ **Centralized Data Source:**

The platform provides an easily accessible data on regional priorities in one place.

→ **Primary Audiences:**

Nonprofits
Government & Businesses
Volunteers, Donors &
Community at Large



Overview of the Beach



Housing & Homelessness



Economic Vitality



Food Insecurity



Education



Physical Health, Mental Health & Healthcare Access



What does the Indicator project look like?



Welcome to the North Florida Beaches Indicators

The North Florida Beaches Indicators is a tool designed to provide clear, data-driven insights into the key issues affecting the Beaches region. Focused on five priority areas—**Economic Vitality, Education, Food Insecurity, Housing & Homelessness, Physical & Mental Health, and Healthcare**—this resource helps all members of the local community better understand challenges and opportunities.



**Overview of the
Beach**



Education



**Food
Insecurity**



**Economic
Vitality**



**Housing &
Homelessness**



**Physical Health,
Mental Health &
Healthcare Access**

This project is a subsection of the **Nonprofit Center of Northeast Florida's overall Catalyst Initiative (CatalystNEFL.org)** that shares important information about Northeast Florida. It was built in collaboration with the Beaches Action Collaborative (BAC) and supported by the Beaches Community Fund.



Overview of the Beach

Population and demographic information

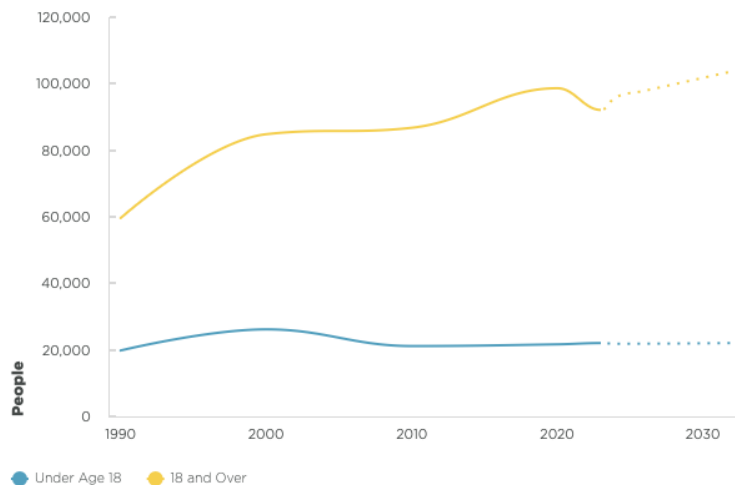
114,169.1

People

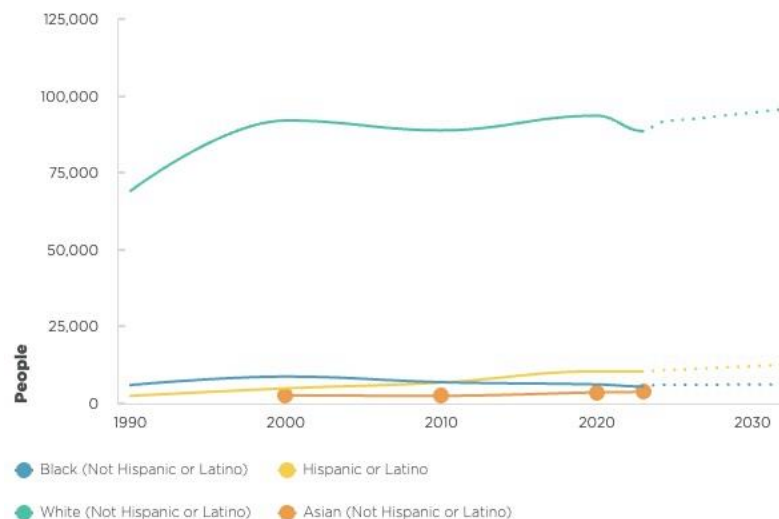
Total Population

Beaches Action Collaborative (BAC)

Population Growth



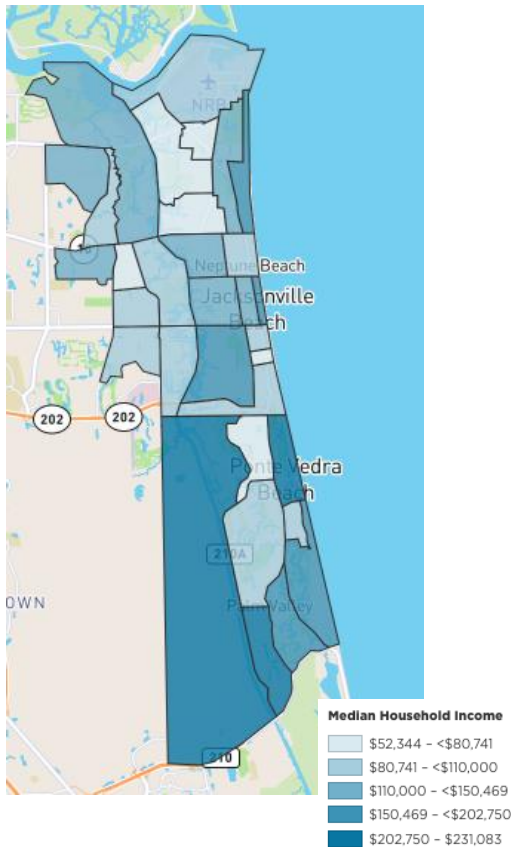
Race & Ethnicity at the Beach Over Time



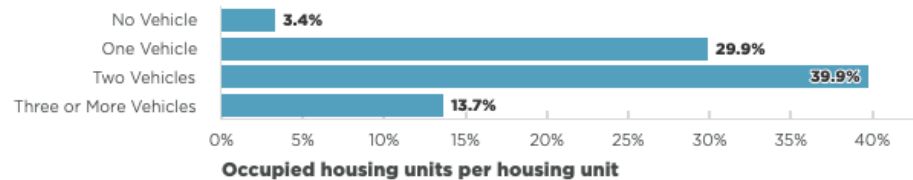
Economic Vitality

The ability of an economy to generate, sustain, and grow economic activities

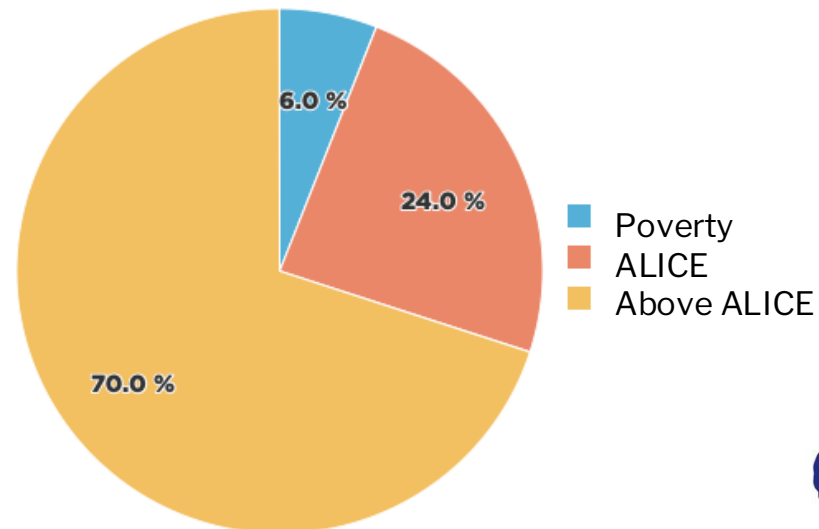
Median Household Income



Vehicle Access



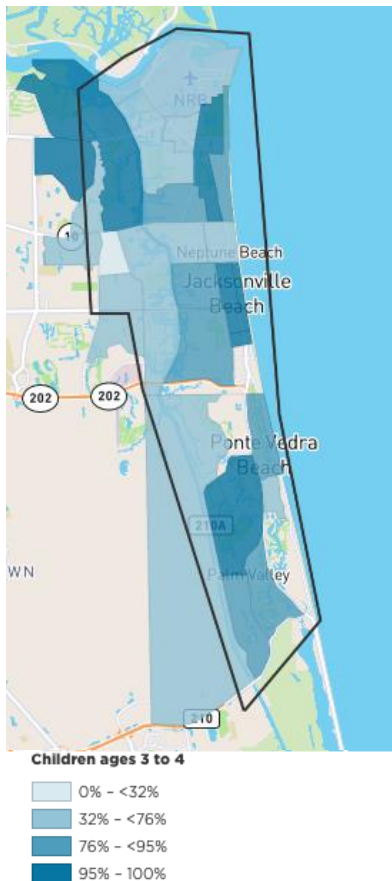
Poverty, ALICE, and Above ALICE Rates



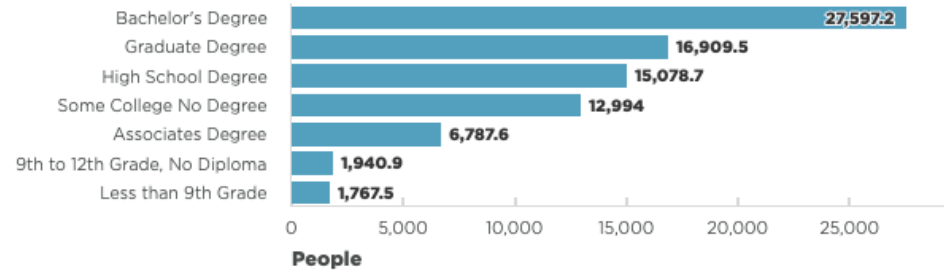
Education

The process of receiving or giving systematic instruction

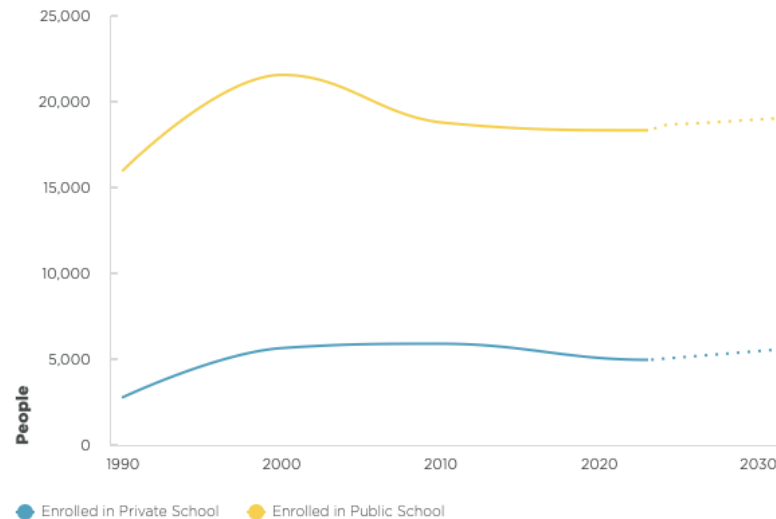
Children aged 3-4 enrolled in pre-school



Educational Attainment



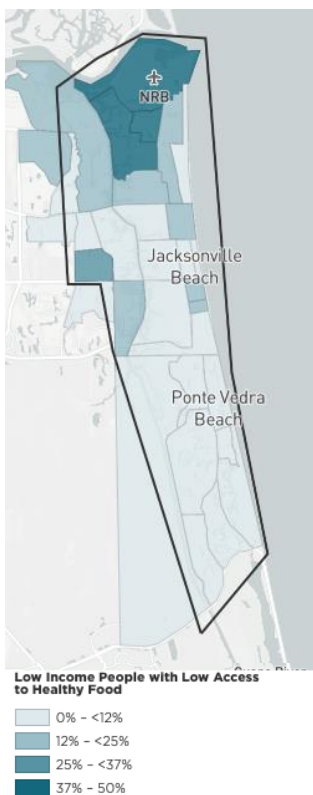
Enrollment in Public vs. Private school over time



Food Insecurity

Access or lack thereof to nutrient-dense food

Low Income and Low Access to Healthy Food

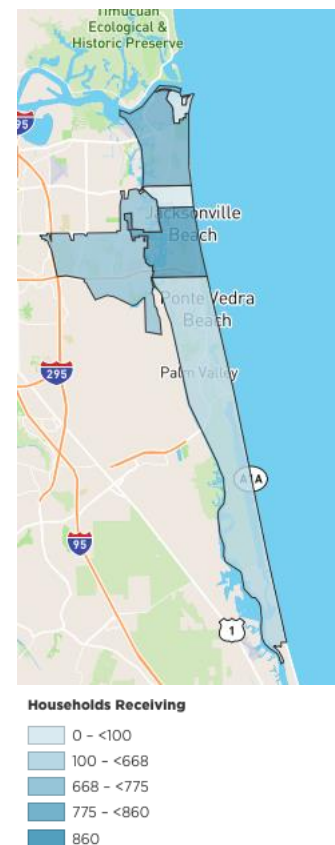


Demographics of Food Insecurity

Overall Food Insecurity Rate	People
Duval County, FL	12.7%
St. Johns County, FL	9.7%
Food Insecurity Rate Among Children	Children
Duval County, FL	23%
St. Johns County, FL	9.1%
Food Insecurity Rate Among White Non-Hispanic	People
Duval County, FL	10%
St. Johns County, FL	7%
Food Insecurity Rate Among Hispanic	People
Duval County, FL	17%
St. Johns County, FL	16%
Food Insecurity Rate Among Black	People
Duval County, FL	25%
St. Johns County, FL	12%

Sources: Feeding Amer. Map the Meal Gap 2022

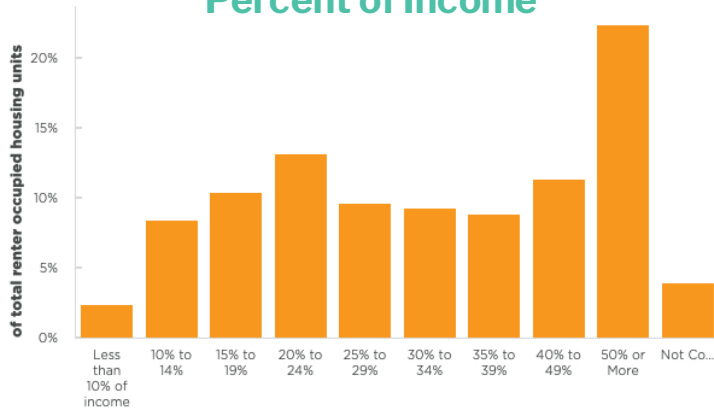
SNAP Benefit Recipients



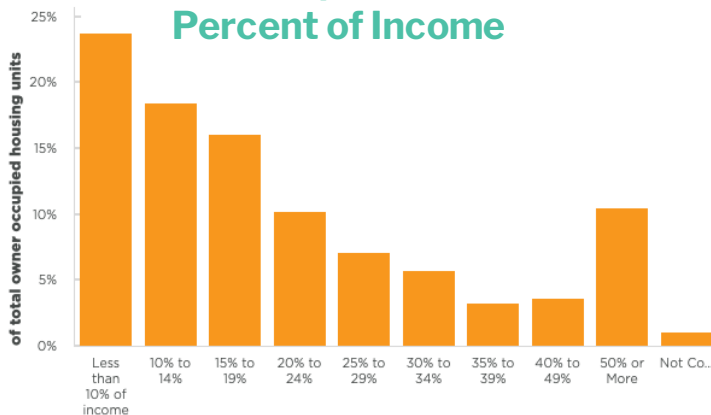
Housing & Homelessness

A safe, quality home with the community support need to thrive

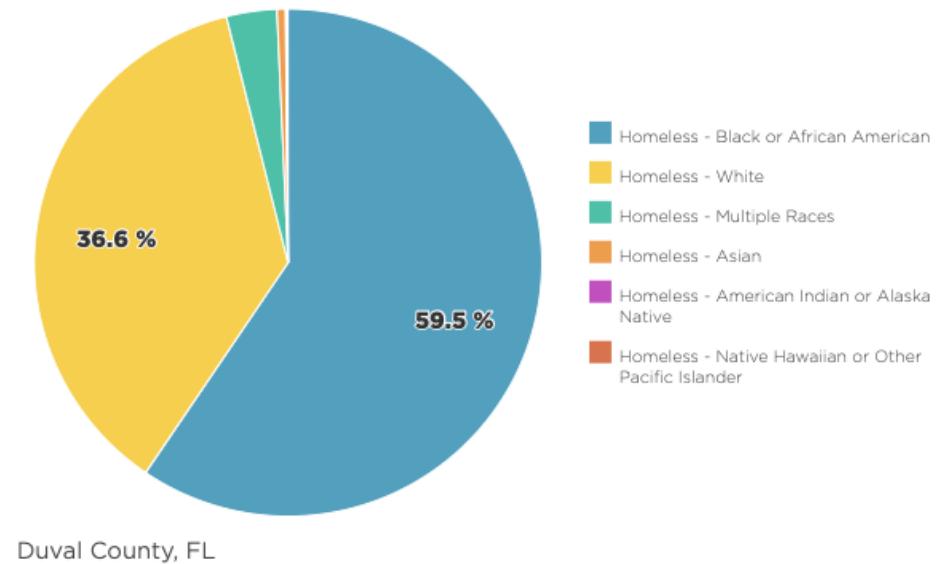
Rental Costs as a Percent of Income



Ownership Costs as a Percent of Income



Homeless Individuals by Race



Physical Health, Mental Health & Healthcare

A holistic approach to measuring well-being



Poor Mental Health

15.5%
of Adults

Beaches Action
Collaborative (BAC)

18.1%
of Adults

Duval County, FL



Adults Feeling Socially Isolated

31.8%
People

Beaches Action
Collaborative (BAC)

35.2%
People

Duval County, FL



Diagnosed Depression

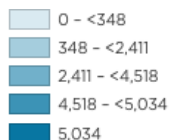
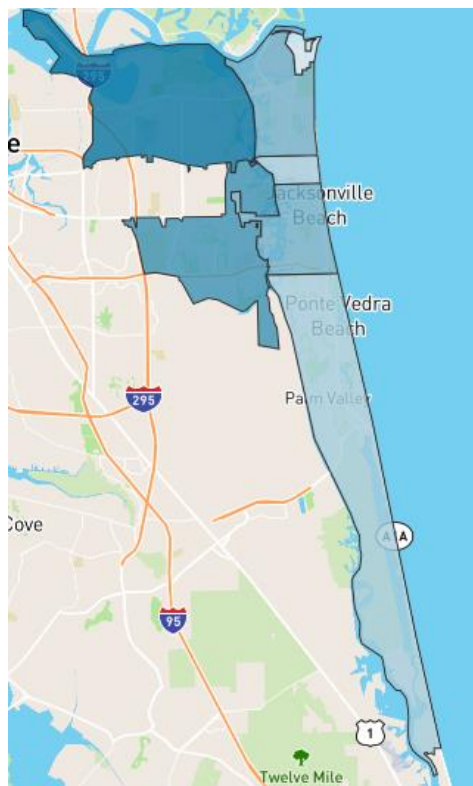
21.3%
of Adults

Beaches Action
Collaborative (BAC)

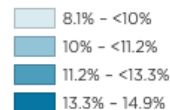
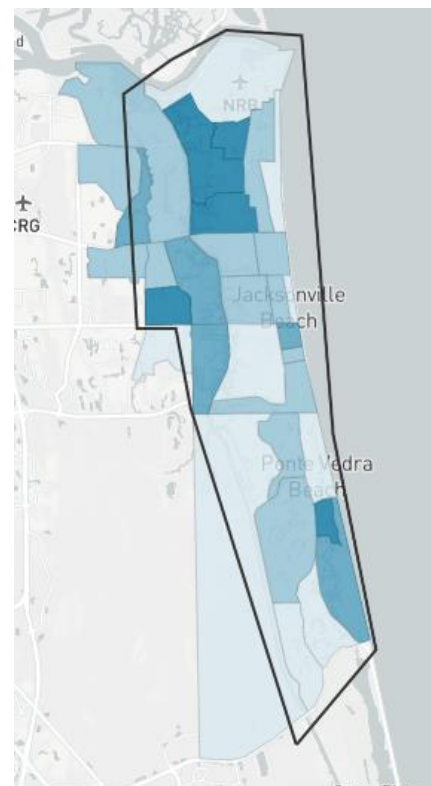
21.8%
of Adults

Duval County, FL

People without Health Insurance



Poor physical health among adults



nprofitCenter
of Northeast Florida

Table Talks and Subject Matter Experts

Guests are encouraged to break into small groups for a 15-minute discussion on the data. Participants are encouraged to move around the room at their discretion. After 7 minutes, you will be encouraged to switch tables.



Overview of the Beach

Led by Allison Ownby and
Ramisha Shabil



Housing & Homelessness

Led by Tracy Gebeaux and Lucus Seilhymer



Economic Vitality

Led by Jeff Winkler and
Jill Sprowell



Food Insecurity

Led by Tiffany Knight & Meagan Anderson



Education

Led by LaToya Thomas and
Laura Aker



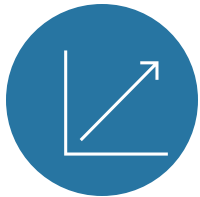
Physical Health, Mental Health & Healthcare Access

Led by Dr. Terrie Andrews



Share what you heard for the group

Since not everyone got to make it to every table, each table lead will summarize the conversation and share back with the group.



Overview of the Beach

Led by Ramisha Shabil



Housing & Homelessness

Led by Tracy Gebeaux and Lucus Seilhymer



Economic Vitality

Led by Jeff Winkler and
Jill Sprowell



Food Insecurity

Led by Tiffany Knight & Meagan Anderson



Education

Led by LaToya Thomas and
Laura Aker



Physical Health, Mental Health & Healthcare Access

Led by Dr. Terrie Andrews



Reflections on Today



**Kacie
Smyth**

*The Community Foundation
for Northeast Florida*




Closing Remarks & Invitation to Join



**Mayor
Christine
Hoffman**

City of Jacksonville Beach





NonprofitCenter
of Northeast Florida

Thank you & let us know what you think!



**Connect.
Strengthen.
Advocate.**



NonprofitCenter
of Northeast Florida